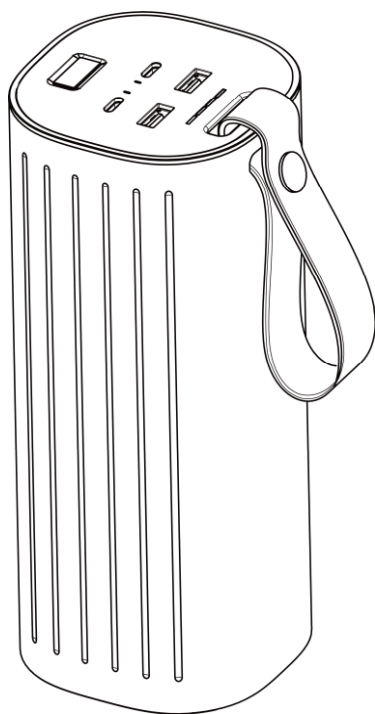




# 200W Fast Charging Power Bank

With PD QC Fast Charging



## USER MANUAL

Model: PD-200

*\*Please confirm in advance whether the parameters of this power bank match the output specifications of your solar panel and equipment. Failure to meet these specifications may result in damage to the products.*

*\*Please fully charge the power bank before the first use.*

## **⚠ Product Use Precautions**

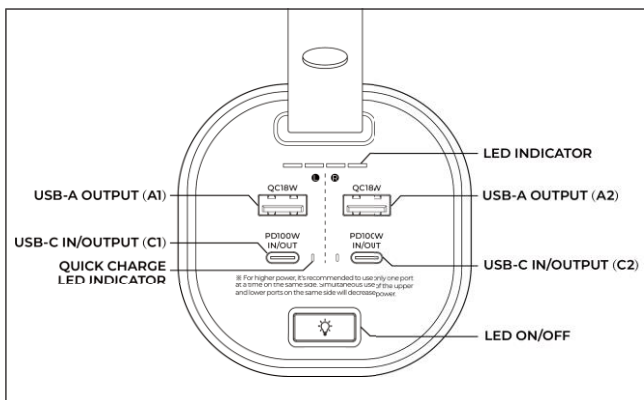
1. Never attempt to disassemble, inserting foreign objects damage or modify the unit, as this may lead to unforeseen risk.
2. Before use, ensure that the power bank interface, charger interface and electronic devices surface are dry and free of moisture.
3. To avoid short-circuiting, keep this unit away from all metal objects (e.g. Coins, hair-pins, keys, etc.).
4. Prevent any liquids such as water or oil from entering the power bank.
5. Please don't use it in high temperature, humidity, or corrosive environments (e.g. direct sunlight, rain, or humid environments).
6. Always use the power bank within the appropriate environmental temperature range (14°F ~ 104°F).
7. Keep the power bank away from heat sources, high voltage, water, flammable gases, corrosive substances, and other hazardous materials.
8. Avoid dropping, placing heavy objects on, or subjecting

- this unit to strong impacts.
9. In the event of a fire, use a dry powder fire extinguisher for proper firefighting.
  10. During charging, keep away the power bank from combustible materials.
  11. Children and individuals with intellectual disabilities should use this power bank under the supervision of a guardian.
  12. Please don't cover the device with towels, clothing and other items when using to avoid overheating.
  13. Please don't use a non-standard charger, that may result in overheating, burning, or explosion.
  14. Place the charger on a stable surface during use
  15. Stop using it immediately if it begins to smoke, emits a strange smell, battery leaks or distorts in any way.
  16. Do not pull the power cable hard to avoid the power cable from breaking or falling off.

## **/// Product Maintenance**

1. When not charging or not in use, please disconnect all cables to prevent potential power consumption.
2. Please charge the power bank if it has not been used for more than 3 months to prevent the battery from entering a dormant state, ensuring optimal battery performance and longevity.
3. Please avoid placing the product in an environment exceeding 140°F or with humidity exceeding 80%RH. Please store it at temperatures between 23°F and 95°F, humidity below 75%RH.
4. Maintain the power bank in a dry and well-ventilated environment.

## Product Operation and Interface Introduction



## How to Experience Fast Charging?

- When using **C1** independently, its max. power is up to 100W.
- When using **C2** independently, its max. power is up to 100W.
- When using **A1** independently, its max. power is up to 18W.
- When using **A2** independently, its max. power is up to 18W.
- When only using **C1, C2** simultaneously, each max. power is up to 100W, total 200W.
- When only using **A1, C2** simultaneously, **A1** max. power is up to 18W, **C2** max. power is 100W, total 118W.
- When only using **A2, C1** simultaneously, **A2** max. power is up to 18W, **C1** max. power is 100W, total 118W.
- When only using **A1, A2** simultaneously, each max. power is up to 18W, total 36W.

## How to Avoid Fast Charging Invalid?

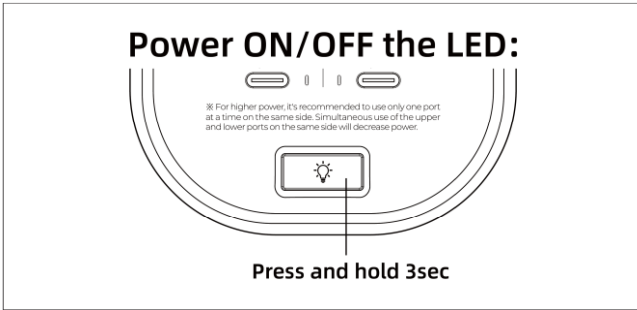
For higher power, it's recommended to use only one port at a time on the same side. Simultaneous use of the upper and lower ports on the same side will decrease power.

- When using **A1, A2, C1, C2** simultaneously, each power is limited to 7.5W.
- When using **A1, C1** simultaneously, each power is limited


to 7.5W.

- When using **A2, C2** simultaneously, each power is limited to 7.5W.
- When using **A1, A2, C2** simultaneously, **A2, C2** each power is limited to 7.5W, **A1** max. power is up to 18W.
- When using **A2, C1, C2** simultaneously, **A2, C2** each power is limited to 7.5W, **C1** max. power is up to 100W.
- When using **A1, A2, C1** simultaneously, **A1, C1** each power is limited to 7.5W, **A2** max. power is up to 18W.
- When using **A1, C1, C2** simultaneously, **A1, C1** each power is limited to 7.5W, **C2** max. power is up to 100W.

### LED Function



### Power Indicators

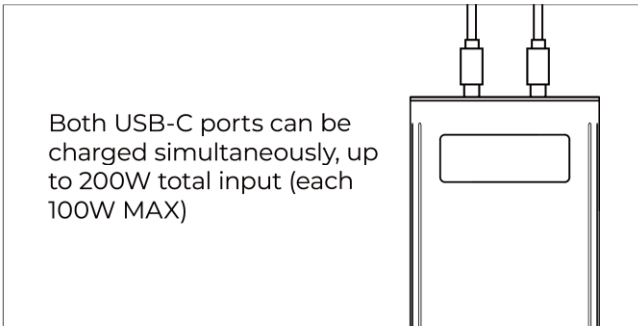


When the last light flashes, the battery is less than 5%, please charge.

### Charging Description

1. Connected with PD/ QC2.0/ QC3.0 or normal DC 5V

- adapter to charge the power bank, the corresponding capacity indicator flashes to show charging status.
2. When fully charged, all the four LEDs will stay on, and they will turn off 32 seconds after disconnecting the adapter.
  3. When charging, the boost output is turned off.
  4. While charging, the device may generate heat, which is a normal occurrence.
  5. Please disconnect the input cable from the unit when fully charged.
  6. Double Charging Input Mode:



## /// Output Function Description

1. When charging the digital device, the power bank will be activated automatically, the corresponding LED light keep on.
2. When discharge stops, it will shut down and the LED lights are turned off after 32 seconds.
3. The boost output is turned off when the battery voltage is less than  $2.95\text{ V}\pm 0.1\text{V}$ .
4. When the power bank is not in use, please disconnect the cable to avoid continuous discharge through the interfaces, which could lead to unnecessary power consumption.
5. While discharging, the device may generate heat, which is a normal occurrence.

## /// Specification

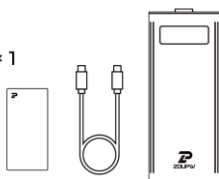
Model	PD-200
Capacity	60000mAh
Built-in Cells	15000mAh LiFePO4 Battery × 4
Cycle Times	80% remaining after 2000 cycles, 75% remaining after 3000 cycles
Max. Output Power	200W
Max. Input Power	200W
USB-A 1	Output 5V/2.5A, 9V/2A, 12V/1.5A
USB-A 2	Output 5V/2.5A, 9V/2A, 12V/1.5A
USB-A Supported Charging Protocols	Apple 2.4A, Qualcomm QC2.0, QC3.0, Samsung 5V/2A, Samsung AFC (Max. 9V), DCP-1.5A
USB-C 1	Output/Input 5V/2.5A, 9V/2A, 12V/1.5A, 20V/5A
USB-C 2	Output/Input 5V/2.5A, 9V/2A, 12V/1.5A, 20V/5A
USB-C Supported Charging Protocols	PD2.0, PD 3.0, Apple 2.4A, Qualcomm QC2.0, QC3.0, Samsung 5V/2A, Samsung AFC (MAX. 9V), DCP-1.5A, Huawei FCP, Huawei SCP
The power bank is intelligently controlled by IC chips. It features various protection functions, including overcurrent protection, overvoltage protection, undervoltage protection, short circuit protection, and comprehensive overtemperature protection.	
Light Type	Bright LED
Operation Temperature	14°F ~ 104°F (-10°C ~ 40°C)
Operating Humidity	≤80%RH
Storage Temperature	23°F ~ 95°F (-5°C ~ 35°C)
Storage Humidity	≤75%RH
Dimensions(LWH)	Approx. 3.11 × 3.11 × 7.48 in (79×79×190mm)
Weight	Approx. 2.99 lbs (1.36 kg)
Certificate	CE, MSDS, UN38.3, FCC, UL2065

## /// Environmental Protection Tips

Do not dispose of used batteries with household waste. Follow local environmental regulations for proper battery disposal.

## /// Packing List

- ① 200W Fast Charging Power Bank × 1
- ② 100W PD USB-C Cable × 1
- ③ User Manual × 1



## /// Warranty Policy

We provide a 1-year warranty service for this product. Within 1 year from the date of purchase, if the product experiences faults under normal usage, please apply for warranty with the purchase receipt.

The following situations are not covered by the warranty:

1. Cosmetic flaws caused during use.
2. Product malfunctions resulting from self-disassembly, repairs, or human-induced causes.
3. Damages caused by uncontrollable factors such as natural disasters, thunderstorms, accidents, and the like.

Warranty Application Process:

Please contact our customer service team, providing the purchase receipt and a detailed description of the issue.

Our customer service team will assist you in submitting the necessary information and documents.

After confirmation, we will provide you with an appropriate warranty solution.